

CAVITIES

BPBR 2/...-200

*Band-Pass/Band-Reject Filters
for the 150 MHz Band*



DESCRIPTION:

- ★ High power base station band-pass/band-reject filters for the 140–175 MHz range.
- ★ The use of large $\varnothing 200$ mm cavities means a high Q, resulting in a very narrow pass/reject spacing.
- ★ The large dimensions also mean a high power rating.
- ★ Unloaded Q of a single cavity is approx. 7000.
- ★ High frequency stability on temperature and power.
- ★ 19" mounting brackets are available as an option (see sec. 9 – Accessories).



BPBR 2/1-200



BPBR 2/2-200

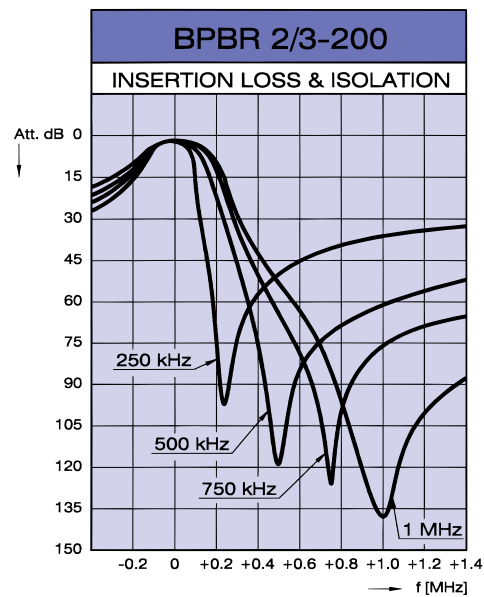
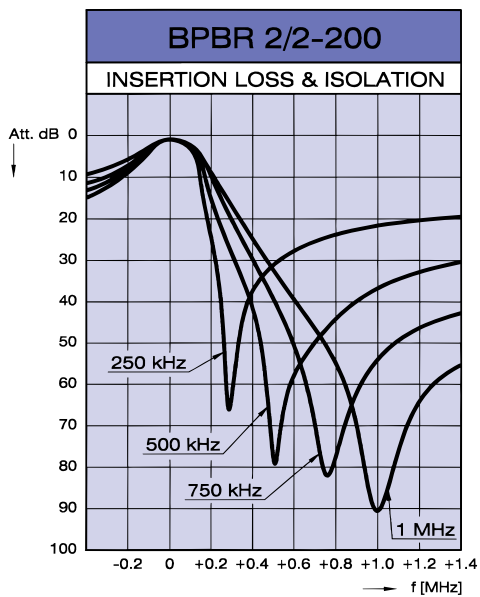
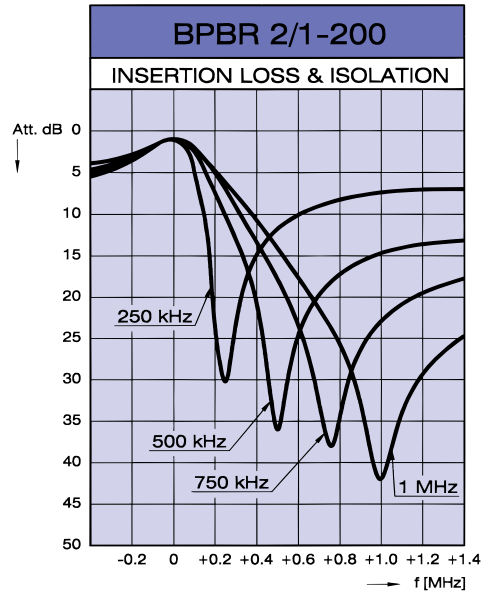


BPBR 2/3-200

CAVITIES

BPBR 2/...-200

Band-Pass/Band-Reject Filters
for the 150 MHz Band



SPECIFICATIONS:

ELECTRICAL			
	BPBR 2/1-200	BPBR 2/2-200	BPBR 2/3-200
FREQUENCY RANGE	140-175 MHz	140-175 MHz	140-175 MHz
MAX. INPUT POWER	300 W @ 0.5 dB IL 125 W @ 2.0 dB IL	300 W @ 1.0 dB IL 125 W @ 4.0 dB IL	300 W @ 1.5 dB IL 125 W @ 6.0 dB IL
INSERTION LOSS	Adjustable 0.3-2.0 dB	Adjustable 0.6-4.0 dB	Adjustable 0.9-6.0 dB
ATTENUATION	See figure 1	See figure 2	See figure 3
IMPEDANCE	Nom. 50 Ω	Nom. 50 Ω	Nom. 50 Ω
SWR (at resonance)	< 1.5	< 1.5	< 1.5
MECHANICAL			
TEMP. RANGE	-30° C → +60° C RH 0-90% non-condensing	-30° C → +60° C RH 0-90% non-condensing	-30° C → +60° C RH 0-90% non-condensing
FREQ. STABILITY	Approx. 1.5 ppm/° C	Approx. 1.5 ppm/° C	Approx. 1.5 ppm/° C
CONNECTORS	N-female	N-female	N-female
DIMENSIONS	ø200 x 600 mm	L: 200 x W: 400 x H: 600 mm	L: 200 x W: 600 x H: 600 mm
WEIGHT	Approx. 3.8 kg	Approx. 8 kg	Approx. 12.4 kg